

ART LAB AT HOME!

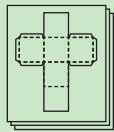
STORYTELLING DICE



Inspired by the many portraits in the ICA's collection, we invite you to create a set of dice that will inspire a range of storytelling possibilities. Use our dice templates or create your own!

This activity was designed for kids and adults, ages 6 and up, but can be modified for younger kids with some adult assistance. Great for groups to work on together.

YOU WILL NEED



Printouts of
dice templates or
plain paper



Pencil



Scissors



Colored pencils,
markers,
or crayons

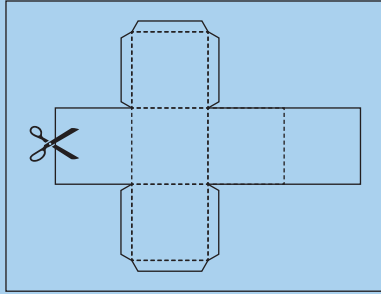


Tape



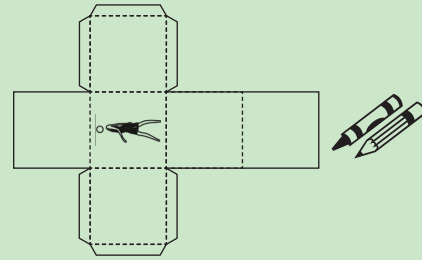
Ruler/
measuring tool
if creating
your own dice

STEPS



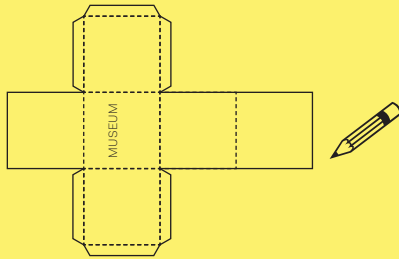
1 / PRINT AND CUT

Print out our dice templates featuring characters, genres and settings. You can also print 3 copies of our blank dice template or use a pencil and ruler to create your own. Cut along the solid lines of your dice.



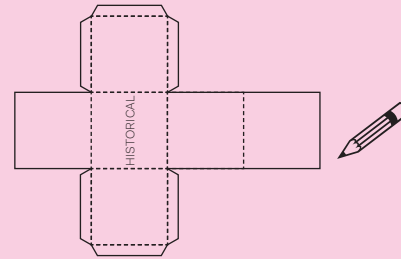
2 / CHARACTER DIE

This will be your first die. If you are creating your own die, use the ICA's collection or your imagination to draw 6 characters. Use color pencils, markers, or crayons to draw a different character in each square.



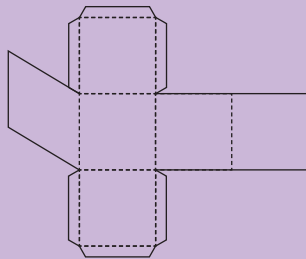
3 / SETTING DIE

This will be next. If you are creating your own die, brainstorm 6 settings (where a story takes place) and write one per square on your template using a marker or other writing tool.




4 / GENRE DIE

This will be your final die. If you are creating your own die, brainstorm 6 genres (types of story) and write one genre per square on your template using a marker or other writing tool.



5 / FOLD

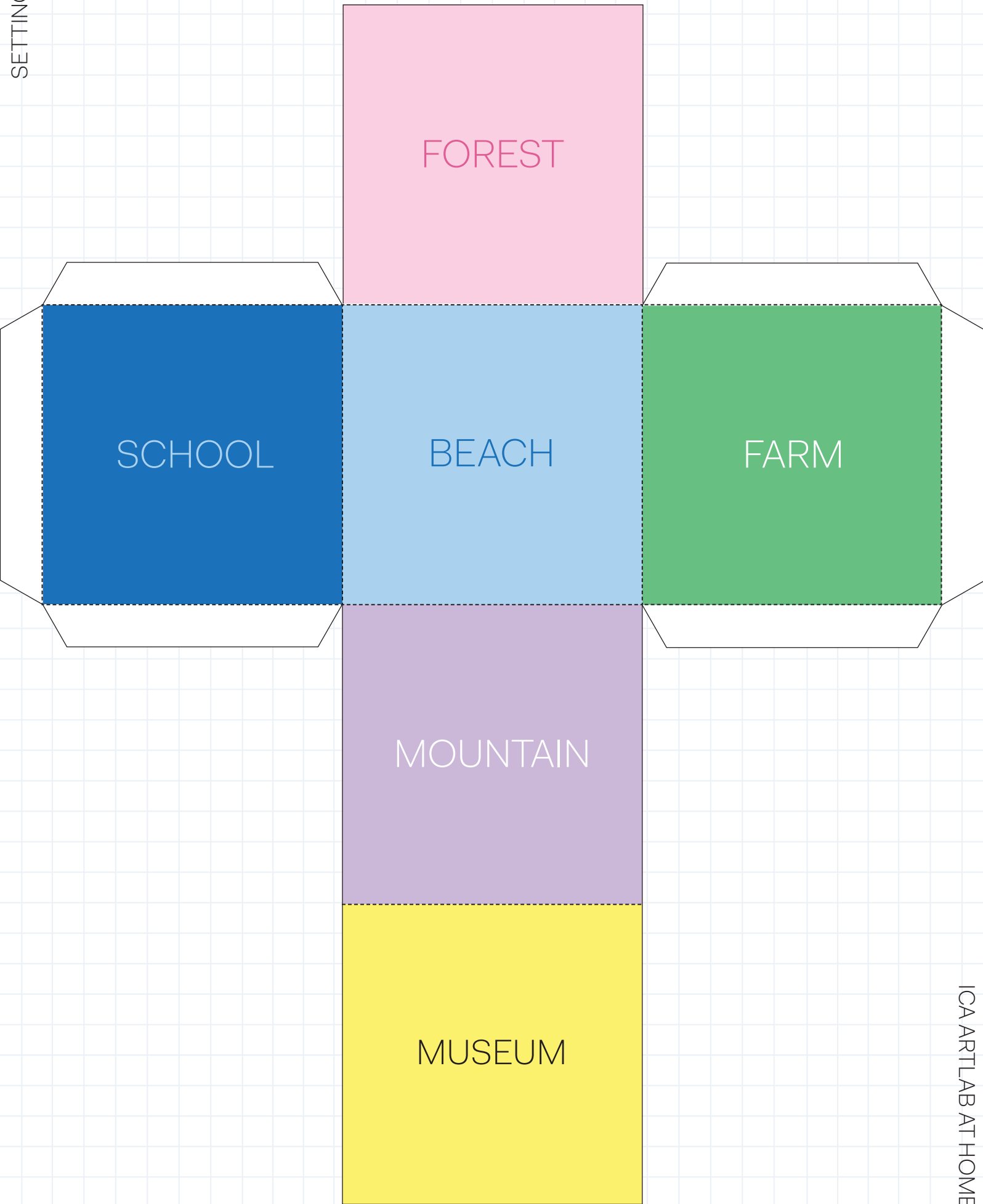
Fold each template along the dotted lines to form a cube. Use tape to connect each side.



6 / ROLL THE DICE AND TELL A STORY!

With family or friends, take turns rolling the dice and use your imagination to tell a story about the CHARACTER, taking place in the SETTING, and in the style of the GENRE that your dice land on.

SHARE YOUR ARTWORK ON SOCIAL MEDIA WITH #ICAARTLAB



FOREST

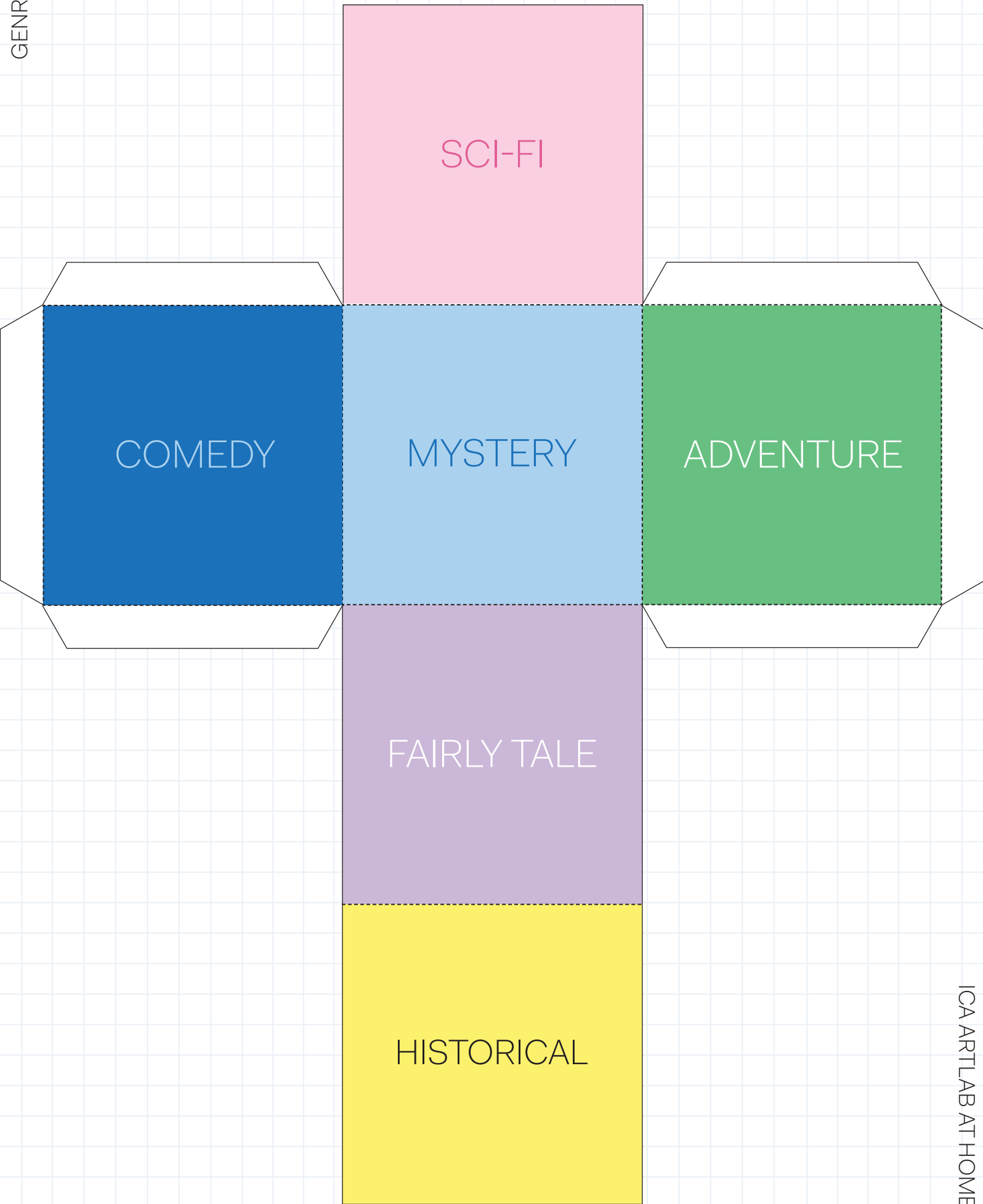
SCHOOL



BEACH

FARM

MOUNTAIN

MUSEUM





From top to bottom: Julian Opie, *Suzanne Walking in Leather Skirt*, 2006. Continuous computer animation on 46-inch LCD screen, 44 x 26 x 4 3/4 inches (111.8 x 66 x 12.1 cm). Gift of Kate and Chuck Brizius in honor of Barbara Krakow. © Julian Opie
 Sanya Kantarovsky, *Violet*, 2016. Oil on linen, 50 x 40 inches (127 x 101.6 cm). Promised gift of Karen Swett Conway and Brian Conway. Courtesy the artist and Stuart Shave/Modern Art. © Sanya Kantarovsky;
 Laylah Ali, *Untitled*, 2005. Gouache and acrylic on paper, 7 x 5 1/8 inches (17.8 x 13 cm). Gift of Tristin and Martin Mannion. Courtesy the artist. © Laylah Ali
 Deborah Roberts, *Ulysses*, 2019. Mixed media and collage on linen, 65 x 45 inches (165.1 x 114.3 cm). Promised gift of Fotene Demoulas and Tom Coté. Courtesy of the artist. © Deborah Roberts
 Left: Nick Cave, *Soundsuit*, 2009. Mixed media, 97 x 26 x 20 inches (246.4 x 66 x 50.8 cm). Gift of Steve Corkin and Dan Maddalena. Photo by James Prinz Photography. Courtesy the artist and Jack Shainman Gallery, New York. © Nick Cave
 Right: Rineke Dijkstra, *Odessa, Ukraine, August 11, 1993, 1993*. Chromogenic color print, 59 x 49 5/8 inches (149.9 x 126 cm). Gift of Beth and Anthony Terrana. Courtesy the artist and Marian Goodman Gallery. © Rineke Dijkstra

CREATE YOUR OWN

